

SHERMAN SERIES MANUFACTURING DATA LOCATIONS

KURT LAUGHLIN
SEPTEMBER 2009

Rev -

Data Types

Cast-in – Typically raised numbers and letters along with a symbol or trademark indicating the foundry that produced it. Generally includes the part number and identifying serial number of the casting.

Stamped-in – Typically used to identify the metallurgical groups used in manufacturing.

Notes:

1. Abbreviations in parentheses indicate the foundry.
2. Photos are examples and do not show all possible foundries or symbols, nor all locations for a particular foundry.

Turret, Cast-in
Roof (GSC)



(GSC)



(CFM-W)



Christophe Jacquemont photo

(ASF-G)



(ASF-G)



(CFM-H)



(USC)



(Buckeye)



Robert Buettner photo

Side


Below Pistol Port (GSC)



Above Pistol Port (ASF-G)



Bustle Rear (GSC)




(Scullin)



Eero Juhola photo

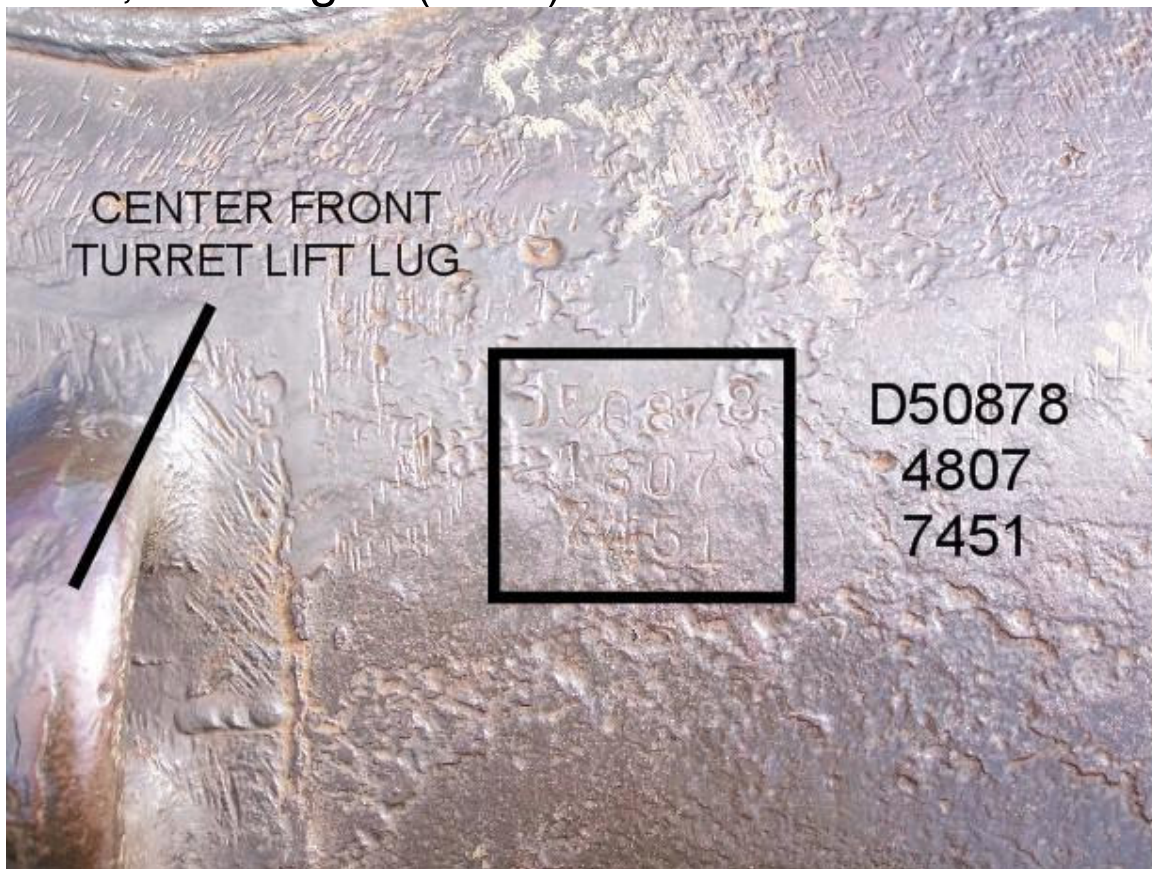
Under Bustle (CFM-H)




Either or both sides (USC)




Turret, Stamped-in
Roof, above gun (GSC)




Under gun (GSC)



Around gunner's periscopic sight (GSC)



(GSC)



Differential Housing, Cast-in
Upperside (CFM-H) (Note stamped-in 172)



(ASF-G) (GSC on hull casting)



Underside (Scullin)



(CFM-H) (Note stamped-in 816)



Differential Housing, Stamped-in

On nose of casting (CFM-H)



Driver's Roof Plate, Cast-in (Large hatch welded
hulls only)

(ASF-G)



(ASF-C)



(CFM-H)



(S-G)

